




RACE SPECIAL OPPORTUNITIES UNIT FUND
Statement of Financial Position (Un-Audited)
As at September 30, 2025


		Amount in Taka	
Particulars	Note	30-Sep-25	30-Jun-25
ASSETS			
Investment at Fair Value	1.00	221,608,261	221,481,926
Dividend Receivable	2.00	3,378,493	3,403,693
Interest Receivable	3.00	277,339	-
Advance, Deposit & Prepayments	4.00	392,277	540,625
Receivable from Brokerhouse	5.00	15,977,035	15,977,035
Cash & Cash Equivalents	6.00	28,485,329	28,195,347
Preliminary & Issue Expenses	7.00	2,066,479	2,335,004
		272,185,213	271,933,630
LIABILITIES			
Accounts Payable	8.00	4,490,921	5,829,195
Unclaimed Dividend	6.01	11,880,137	11,880,137
		16,371,058	17,709,332
NET ASSETS		255,814,155	254,224,298
OWNERS' EQUITY			
Capital Fund		341,533,180	341,533,180
Unit Premium Reserve		1,030,916	1,030,916
Retained Earnings	9.00	(86,749,942)	(88,339,798)
		255,814,155	254,224,298
Net Assets Value (NAV)-at Cost	10.00	406,713,804	405,250,282
No. of unit		34,153,318	34,153,318
		11.91	11.87
Net Assets Value (NAV)-at Fair Value	10.00	255,814,155	254,224,298
No. of unit		34,153,318	34,153,318
		7.49	7.44

On behalf of RACE Special Opportuninies Unit Fund


Chairman, Trustee Board
 SENTINEL Trustee & Custodial Services Limited


CEO & Managing Director
 Bangladesh RACE Management PCL


Member, Trustee Board
 SENTINEL Trustee & Custodial Services Limited


Head of Fund Accounts
 Bangladesh RACE Management PCL


Chief Compliance Officer
 Bangladesh RACE Management PCL

Dhaka,
 Date: October 29, 2025




RACE SPECIAL OPPORTUNITIES UNIT FUND
Statement of Profit or Loss & Other Comprehensive Income (Un-Audited)
For the period from July 01, 2025 to September 30, 2025

		Amount in Taka	
Particulars	Notes	July 01, 2025 to Sep 30, 2025	July 01, 2024 to Sep 30, 2024
<u>INCOME</u>			
Net Profit on Sale of Securities		-	-
Dividend from Investment	11.00	2,982,508	4,822,393
Interest Income	12.00	277,339	305,809
		3,259,847	5,128,202
<u>EXPENSES</u>			
Management Fee		1,329,901	1,494,193
Amortization of Preliminary & Issue Exp.		268,525	268,525
BSEC Annual Fee		86,085	86,117
Trustee Fee		96,669	103,211
CDBL Charge		11,595	11,595
Bank Charge		-	575
Printing Publication & IPO Expenses	13.00	3,551	54,995
		1,796,326	2,019,211
Profit Before Provision		1,463,521	3,108,990
(Total Provision for VAT & write off)/ write back against erosion of fair value	14.00	126,335	25,027,051
(A) Net Profit after Provision transferred to retained earnings		1,589,857	28,136,042
Other Comprehensive Income:			
Unrealised gain/(Loss)		-	-
Total profit and loss & other comprehensive income		1,589,857	28,136,042
(B) No. of Unit		34,153,318	34,166,051
Earnings Per Unit (EPU)*	15.00	0.05	0.82


* The EPU has been calculated, dividing (A) Net profit after provision transferred to retained earnings by (B) outstanding units as on September 30, 2025.

On behalf of RACE Special Opportuninies Unit Fund


Chairman, Trustee Board
 SENTINEL Trustee & Custodial Services Limited


CEO & Managing Director
 Bangladesh RACE Management PCL


Member, Trustee Board
 SENTINEL Trustee & Custodial Services Limited


Head of Fund Accounts
 Bangladesh RACE Management PCL


Chief Compliance Officer
 Bangladesh RACE Management PCL

Dhaka,
 Date: October 29, 2025



RACE SPECIAL OPPORTUNITIES UNIT FUND
Statement of Changes in Equity (Un-Audited)
For the Period Ended September 30, 2025

Particulars	Amount in Taka				
	Capital Fund	Unit Premium Reserve	Dividend Equalization Reserve	Retained Earnings	Total Equity
Balance at 01 July 2025	341,533,180	1,030,916	-	(88,339,798)	254,224,298
Net Profit during the Period	-	-	-	1,589,857	1,589,857
Balance at September 30, 2025	341,533,180	1,030,916	-	(86,749,942)	255,814,155


Statement of Changes in Equity (Un-Audited)
For the Period Ended September 30, 2024

Particulars	Capital Fund	Unit Premium Reserve	Dividend Equalization Reserve	Retained Earnings	Total Equity
Balance at 01 July 2024	341,660,510	997,429	-	(63,285,572)	279,372,367
Net Profit during the Period	-	-	-	28,136,042	28,136,042
Balance at September 30, 2024	341,660,510	997,429	-	(35,149,530)	307,508,409

On behalf of RACE Special Opportunities Unit Fund




Chairman, Trustee Board
SENTINEL Trustee & Custodial Services Limited




Member, Trustee Board
SENTINEL Trustee & Custodial Services Limited



CEO & Managing Director
Bangladesh RACE Management PCL



Head of Fund Accounts
Bangladesh RACE Management PCL



Chief Compliance Officer
Bangladesh RACE Management PCL


Dhaka,
Date: October 29, 2025




RACE SPECIAL OPPORTUNITIES UNIT FUND
Statement of Cash Flows (Un-Audited)
For the Period Ended September 30, 2025


Particulars	Amount in Taka	
	30-Sep-25	30-Sep-24
A. Cash Flows from / (used in) Operating Activities		
Net Profit on Sale of Securities	-	-
Dividend from Investment	3,007,708	-
Interest Income	-	14,902
Operating Expenses	(2,717,726)	173,084
Net Cash from Operating Activities	289,982	187,985
B. Cash Flows from/(used in) Investing Activities		
Net Investment in Securities	-	(224,129)
Net Cash Used in Investing Activities	-	(224,129)
C. Cash Flows from/(used in) Financing Activities		
Dividend paid (2024-2025) Cash	-	-
Unclaimed Dividend	-	-
Net Cash used in Financing Activities	-	-
Net cash flows (A+B+C)	289,982	(36,143)
Cash & Cash Equivalents at beginning of the period	28,195,347	25,219,184
Cash & Cash Equivalents at end of the period	28,485,329	25,183,040
Net Operating Cash Flow Per Unit (NOCFPU)	0.01	0.01

On behalf of RACE Special Opportunities Unit Fund



Chairman, Trustee Board
SENTINEL Trustee & Custodial Services Limited


CEO & Managing Director
Bangladesh RACE Management PCL


Member, Trustee Board
SENTINEL Trustee & Custodial Services Limited


Head of Fund Accounts
Bangladesh RACE Management PCL

Dhaka,
Date: October 29, 2025


Chief Compliance Officer
Bangladesh RACE Management PCL



RACE Special Opportunities Unit Fund
Notes to the Financial Statements
For the period ended September 30, 2025

1.00 Valuation of Investment at Fair Value:

Fair Value is a market-based measurement. It is to estimate the price at which an orderly transaction to sell the assets or to transfer the liability would take place between market participants at the measurement date under current market condition. As per IFRS-13, RACE Special Opportunities Unit Fund (the fund) adopts the assumption the market participants would use when pricing the assets, including assumptions about risk (a) the risk inherent in a particular valuation technique used to measure fair value (such as pricing model); and (b) the risk inherent in quoted price/input to the valuation technique with regard to a) Amortized cost Method b) Fair value through Profit and loss accounts c) Fair value through other comprehensive income portfolios:

Capital Market Securities-Listed Securities:

The Capital Market Securities-Listed are valued at the closing quoted market price only on the Dhaka Stock Exchange on the date of Valuation i.e., on September 30, 2025 as per IFRS-13 Fair Value Measurement. Capital Market Securities-Listed (Mutual Fund) are valued considering the quoted market price and last disclosed NAV on September 30, 2025 by the methodology provided by BSEC vide directive no. SEC/CMRRCD/2009/193/172 dated June 30, 2015.



RACE SPECIAL OPPORTUNITIES UNIT FUND
Notes to the Financial Statements
For the period ended September 30, 2025

				Amount in Taka		
				30-Sep-25	30-Jun-2025	
Investment at Fair Value						
Capital Market Securities-Listed Securities				1.01	221,608,261	221,481,926
					221,608,261	221,481,926
01.01 Capital Market Securities-Listed Securities:						
		Amount in Taka				
Sector/Category	Ticker Name	No. of Shares	Cost Value	Fair Value (30 Sep 2025)	Required (Provision) / Excess	Fair Value (30 June 2025)
Bank	BANKASIA	1,625,800	30,593,979	29,264,400	(1,329,579)	25,850,220
	DUTCHBANGL	131,400	8,256,887	5,308,560	(2,948,327)	5,203,440
	EXIMBANK	2,745,192	31,509,039	10,980,768	(20,528,271)	15,098,556
	MTB	358,663	5,845,454	4,519,154	(1,326,300)	3,909,427
	PREMIERBAN	5,157,880	74,468,956	33,010,432	(41,458,524)	35,073,584
	UNIONBANK	235,553	2,241,970	447,551	(1,794,419)	683,104
Sub-Total		10,254,488	152,916,285	83,530,865	(69,385,420)	85,818,330
Corporate Bond	IBBLPBOND	28,805	31,297,497	18,780,860	(12,516,637)	18,449,603
Sub-Total		28,805	31,297,497	18,780,860	(12,516,637)	18,449,603
Food and Allied	BATBC	3,056	1,574,084	842,539	(731,545)	857,208
Sub-Total		3,056	1,574,084	842,539	(731,545)	857,208
Fuel and Power	LINDEBD	718	1,120,913	638,015	(482,898)	646,415
	SUMITPOWER	298,000	13,076,240	4,499,800	(8,576,440)	4,201,800
Sub-Total		298,718	14,197,153	5,137,815	(9,059,338)	4,848,215
Miscellaneous	BERGERPBL	504	1,006,312	736,798	(269,514)	804,132
Sub-Total		504	1,006,312	736,798	(269,514)	804,132
NBFI	PHOENIXFIN	425,556	12,277,291	1,404,335	(10,872,956)	1,446,890
Sub-Total		425,556	12,277,291	1,404,335	(10,872,956)	1,446,890
Pharma	ACI	19,570	4,748,661	3,618,493	(1,130,168)	3,685,031
	BXPBARMA	104,500	20,374,365	12,331,000	(8,043,365)	8,997,450
	RENATA	30,965	38,134,326	14,875,586	(23,258,740)	15,123,306
Sub-Total		155,035	63,257,352	30,825,079	(32,432,273)	27,805,787
Telecommunication	GP	268,729	95,981,937	80,349,971	(15,631,966)	81,451,760
Sub-Total		268,729	95,981,937	80,349,971	(15,631,966)	81,451,760
Grand Total		11,434,891	372,507,910	221,608,261	(150,899,649)	221,481,926
(Net Provision)/Unrealized Gain Taken					(150,899,649)	(151,025,984)
02.00 Dividend Receivables :						
Berger Paints Bangladesh Ltd.					-	25,200
EXIM Bank PLC					2,745,192	2,745,192
Linde Bangladesh Limited					515,524	515,524
Union Bank PLC					117,777	117,777
					3,378,493	3,403,693
03.00 Interest Receivable :						
Interest Receivable from Bank Accounts					277,339	-
					277,339	-
04.00 Advance, Deposit and Prepayments :						
Advance Income Tax					-	-
BSEC Annual Fee					255,448	341,533
CDBL Annual Fee					41,211	6,805
Trustee Fee -SENTINEL					95,618	192,287
					392,277	540,625
05.00 Receivable from Brokerhouse :						
Multi Securities & Services Ltd.					15,977,035	15,977,035
					15,977,035	15,977,035
06.00 Cash and Cash Equivalents :						
Operation Accounts :						
Dhaka Bank PLC-Local Office Motijheel Branch (A/C- (A/C-20115200000092)					565,623	565,623
Padma Bank PLC-Gulshan Corporate Branch (A/C-0113000359514)					3,925,056	3,925,056
One Bank PLC-Banani Branch (A/C-0183000001569)					12,114,512	11,824,530
Sub Total					16,605,192	16,315,210
Dividend Accounts :						
One Bank PLC-Banani Branch (A/C-0183000001955) (2022-2023)					3,230,196	3,230,196
One Bank PLC-Banani Branch (A/C-0183000001478) (2021-2022)					8,623,286	8,623,286
Padma Bank PLC-Gulshan Corporate Branch (A/C-0113000442818) (2020-2021)					26,655	26,655
Sub Total				6.01	11,880,137	11,880,137
Grand Total					28,485,329	28,195,347



AR

	30-Sep-25	30-Jun-2025
06.01 Unclaimed Dividend		
Financial Year 2022-2023	3,230,196	3,230,196
Financial Year 2021-2022	8,623,286	8,623,286
Financial Year 2020-2021	26,655	26,655
	11,880,137	11,880,137
07.00 Preliminary and issue expenses :		
Opening Balance	2,335,004	3,400,350
Less: Amortization During the Period	268,525	1,065,346
	2,066,479	2,335,004
08.00 Accounts Payable :		
Management Fee	1,221,180	2,426,955
Audit Fee	45,000	45,000
Preliminary Expenses Payable	2,680,100	2,680,100
Printing Publication & IPO Expenses	399,151	395,600
Tax & VAT Payable	145,490	281,539
	4,490,921	5,829,195
09.00 Distributable Dividend Capacity		
Retained earning opening	(88,339,798)	(63,285,572)
Profit for the period	1,589,857	(25,054,227)
a. Total Distributable Dividend Capacity	(86,749,942)	(88,339,798)
b. Fund Capital	341,533,180	341,533,180
(a/b) Distributable Dividend Capacity	-25.40%	-25.87%
10.00 Net Asset Value (NAV)		
Total Net Assets Value at Cost	406,713,804	405,250,282
Number of unit	34,153,318	34,153,318
Per Unit NAV at cost	11.91	11.87
a. Total Net Assets Value at Cost	406,713,804	405,250,282
b. (Unrealised loss) or Unrealised Gain	(150,899,649)	(151,025,984)
Total Net Assets Value at Fair Value (a+b)	255,814,155	254,224,298
Number of unit	34,153,318	34,153,318
Per Unit NAV at fair value	7.49	7.44
	30-Sep-25	30-Sep-2024
11.00 Dividend Income from Investment:		
BERGERPBL	26,460	-
Fractional Dividend	29	-
GP	2,956,019	4,299,664
Linde Bangladesh Limited	-	404,952
Union Bank Limited	-	117,777
	2,982,508	4,822,393
12.00 Interest Income :		
Short Notice Demand (SND)	277,339	305,809
	277,339	305,809
13.00 Printing Publication & IPO Expenses		
Publication of Reports & Periodicals Expenses	3,551	54,995
	3,551	54,995
14.00 (Provision)/ write back against erosion of fair value:		
a. Balance Forwarded for provision (Cumulative)	(151,025,984)	(122,943,931)
b. Total Required (Provision)/Excess (Note 1.01)	(150,899,649)	(97,692,751)
(b-a)(Provision)/Written Back of provision in Profit or Loss Statement	126,335	25,251,180
Provision for VAT	-	(224,129)
Total (Provision)/Writeback Charged	126,335	25,027,051
15.00 Earnings Per Unit (EPU) after provision		
Net profit after (provision)/writeback of unrealise loss	1,589,857	28,136,042
Number of unit	34,153,318	34,166,051
EPU	0.05	0.82

Dhaka,
Date: October 29, 2025



AS