


RACE SPECIAL OPPORTUNITIES UNIT FUND
Statement of Financial Position (Un-Audited)
As at September 30, 2024

		Amount in Taka	
Particulars	Note	30-Sep-24	30-Jun-24
<u>ASSETS</u>			
Investment at Fair Value	1.00	274,815,160	249,563,979
Dividend Receivable	2.00	18,780,915	13,958,523
Interest Receivable	3.00	290,908	-
Advance, Deposit & Prepayments	4.00	3,568,694	3,719,146
Receivable from Brokerhouse	5.00	932,035	932,035
Cash & Cash Equivalents	6.00	25,183,040	25,219,184
Preliminary & Issue Expenses	7.00	3,131,824	3,400,350
		326,702,575	296,793,217
<u>LIABILITIES</u>			
Accounts Payable	8.00	8,316,090	6,542,773
Unclaimed Dividend	6.01	10,878,077	10,878,077
		19,194,167	17,420,850
NET ASSETS		307,508,409	279,372,367
<u>OWNERS' EQUITY</u>			
Capital Fund		341,660,510	341,660,510
Unit Premium Reserve		997,429	997,429
Retained Earnings	9.00	(35,149,530)	(63,285,572)
		307,508,409	279,372,367
Net Assets Value (NAV)-at Cost	10.00	405,201,159	402,316,298
No. of unit		34,166,051	34,166,051
		11.86	11.78
Net Assets Value (NAV)-at Fair Value	10.00	307,508,409	279,372,367
No. of unit		34,166,051	34,166,051
		9.00	8.18


On behalf of RACE Special Opportunities Unit Fund



Chairman, Trustee
SENTINEL Trustee & Custodial Services Limited




CEO & Managing Director
Asset Manager
Bangladesh RACE Management PCL



Member, Trustee
SENTINEL Trustee & Custodial Services Limited



Head of Fund Accounts
Asset Manager
Bangladesh RACE Management PCL



Chief Compliance Officer
Asset Manager
Bangladesh RACE Management PCL

Dhaka,
Date: October 31, 2024




RACE SPECIAL OPPORTUNITIES UNIT FUND
Statement of Profit or Loss & Other Comprehensive Income (Un-Audited)
For the period from July 01, 2024 to September 30, 2024


		Amount in Taka	
Particulars	Notes	July 01, 2024 to Sep 30, 2024	July 01, 2023 to Sep 30, 2023
<u>INCOME</u>			
Net Profit on Sale of Securities		-	153,876
Dividend from Investment	11.00	4,822,393	8,064
Interest Income	12.00	305,809	224,596
		5,128,202	386,536
<u>EXPENSES</u>			
Management Fee		1,494,193	1,784,831
Amortization of Preliminary & Issue Exp.		268,525	268,525
BSEC Annual Fee		86,117	85,882
Trustee Fee		103,211	132,911
CDBL Charge		11,595	61,595
Bank Charge		575	115
Printing Publication & IPO Expenses	13.00	54,995	18,600
		2,019,211	2,352,458
Profit Before Provision		3,108,990	(1,965,923)
(Total Provision for VAT & write off)/ write back against erosion of fair value	14.00	25,027,051	(167,693)
(A) Net Profit after Provision transferred to retained earnings		28,136,042	(2,133,616)
Other Comprehensive Income:			
Unrealised gain/(Loss)		-	-
Total profit and loss & other comprehensive income		28,136,042	(2,133,616)
(B) No. of Unit		34,166,051	34,166,051
Earnings Per Unit (EPU)*	15.00	0.82	(0.06)


* The EPU has been calculated, dividing (A) Net profit after provision transferred to retained earnings by (B) outstanding units as on September 30, 2024.


On behalf of RACE Special Opportunities Unit Fund


Chairman, Trustee
 SENTINEL Trustee & Custodial Services Limited


Member, Trustee
 SENTINEL Trustee & Custodial Services Limited


CEO & Managing Director
 Asset Manager
 Bangladesh RACE Management PCL


Head of Fund Accounts
 Asset Manager
 Bangladesh RACE Management PCL


Chief Compliance Officer
 Asset Manager
 Bangladesh RACE Management PCL

Dhaka,
 Date: October 31, 2024



RACE SPECIAL OPPORTUNITIES UNIT FUND
Statement of Changes in Equity (Un-Audited)
For the Period Ended September 30, 2024


Amount in Taka

Particulars	Capital Fund	Unit Premium Reserve	Dividend Equalization Reserve	Retained Earnings	Total Equity
Balance at 01 July 2024	341,660,510	997,429	-	(63,285,572)	279,372,367
Net Profit during the Period	-	-	-	28,136,042	28,136,042
Balance at September 30, 2024	341,660,510	997,429	-	(35,149,530)	307,508,409


Statement of Changes in Equity (Un-Audited)
For the Period Ended September 30, 2023

Particulars	Capital Fund	Unit Premium Reserve	Dividend Equalization Reserve	Retained Earnings	Total Equity
Balance at 01 July 2023	341,660,510	11,845,550	4,305,382	3,637,825	361,449,267
Dividend Equalization Reserve	-	-	(4,305,382)	4,305,382	-
Unit Premium & TRR Reserve	-	(10,848,121)	-	10,848,121	-
Dividend Paid (2021-22) Cash	-	-	-	(18,791,328)	(18,791,328)
Net Profit during the Period	-	-	-	(2,133,616)	(2,133,616)
Balance at September 30, 2023	341,660,510	997,429	-	(2,133,616)	340,524,324


On behalf of RACE Special Opportunities Unit Fund




Chairman, Trustee
SENTINEL Trustee & Custodial Services Limited




CEO & Managing Director
Asset Manager
Bangladesh RACE Management PCL



Member, Trustee
SENTINEL Trustee & Custodial Services Limited



Head of Fund Accounts
Asset Manager
Bangladesh RACE Management PCL



Chief Compliance Officer
Asset Manager
Bangladesh RACE Management PCL


Dhaka,
Date: October 31, 2024



RACE SPECIAL OPPORTUNITIES UNIT FUND
Statement of Cash Flows (Un-Audited)
For the Period Ended September 30, 2024

Particulars	Amount in Taka	
	30-Sep-24	30-Sep-23
A. Cash Flows from / (used in) Operating Activities		
Net Profit on Sale of Securities	-	153,876
Dividend from Investment	-	3,732,627
Operating Expenses	173,084	(4,514,844)
Net Cash from Operating Activities	187,985	(628,341)
B. Cash Flows from/(used in) Investing Activities		
Net Investment in Securities	(224,129)	(421,601)
Net Cash Used in Investing Activities	(224,129)	(421,601)
C. Cash Flows from/(used in) Financing Activities		
Dividend paid (2023-2024) Cash	-	(10,800,000)
Unclaimed Dividend	-	10,800,000
Net Cash used in Financing Activities	-	-
Net cash flows (A+B+C)	(36,143)	(1,049,942)
Cash & Cash Equivalents at beginning of the period	25,219,184	15,865,812
Cash & Cash Equivalents at end of the period	25,183,040	14,815,870
Net Operating Cash Flow Per Unit (NOCFPU)	0.01	(0.02)


On behalf of RACE Special Opportunities Unit Fund



Chairman, Trustee
SENTINEL Trustee & Custodial Services Limited



Member, Trustee
SENTINEL Trustee & Custodial Services Limited

Dhaka,
Date: October 31, 2024




CEO & Managing Director
Asset Manager
Bangladesh RACE Management PCL


Head of Fund Accounts
Asset Manager
Bangladesh RACE Management PCL


Chief Compliance Officer
Asset Manager
Bangladesh RACE Management PCL

RACE Special Opportunities Unit Fund
Notes to the Financial Statements
For the period ended September 30, 2024

1.00 Valuation of Investment at Fair Value:

Fair Value is a market-based measurement. It is to estimate the price at which an orderly transaction to sell the assets or to transfer the liability would take place between market participants at the measurement date under current market condition. As per IFRS-13, RACE Special Opportunities Unit Fund (the fund) adopts the assumption the market participants would use when pricing the assets, including assumptions about risk (a) the risk inherent in a particular valuation technique used to measure fair value (such as pricing model); and (b) the risk inherent in quoted price/input to the valuation technique with regard to a) Amortized cost Method b) Fair value through Profit and loss accounts c) Fair value through other comprehensive income portfolios:

Capital Market Securities-Listed Securities:

The Capital Market Securities-Listed are valued at the closing quoted market price only on the Dhaka Stock Exchange on the date of Valuation i.e., on September 30, 2024 as per IFRS-13 Fair Value Measurement. Capital Market Securities-Listed (Mutual Fund) are valued considering the quoted market price and last disclosed NAV on September 30, 2024 by the methodology provided by BSEC vide directive no. SEC/CMRRCD/2009/193/172 dated June 30, 2015.

Capital Market Securities-Non-Listed Unit Fund and Bonds:

Capital Market Securities-Non listed (Unit Fund) are valued at the repurchase price which is enforceable on September 30, 2024 declared by respective AMC and this is also a quoted price as per IFRS-13. Non listed securities (simple bonds) are valued at fair value by applying the methodology as per IFRS-13 and BSEC approved letter using present value technique under income approach and complying Mutual Fund Bhidhimala 2001, Sec-58.



RACE SPECIAL OPPORTUNITIES UNIT FUND
Notes to the Financial Statements
For the period ended September 30, 2024

			Amount in Taka	
			30-Sep-2024	30-Jun-2024
Investment at Fair Value				
Capital Market Securities-Listed Securities	Annex-1	1.01	274,815,160	249,563,979
			274,815,160	249,563,979

01.01 Capital Market Securities-Listed Securities: Annex-1

Sector/Category	Amount in Taka				
	No. of Shares	Cost Value	Fair Value (30 Sep 2024)	Required (Provision) / Excess	Fair Value (30 June 2024)
Bank	10,062,138	152,916,243	115,824,171	(37,092,072)	108,563,033
Corporate Bond	28,805	31,297,497	22,179,850	(9,117,647)	23,980,163
Fuel and Power	298,718	14,197,153	5,966,952	(8,230,200)	7,507,138
Food and Allied	3,056	1,574,084	1,204,370	(369,715)	986,477
Miscellaneous	504	1,006,312	896,314	(109,998)	929,729
NBFI	425,556	12,277,291	2,851,225	(9,426,065)	2,595,892
Pharma	152,483	63,257,394	31,783,382	(31,474,012)	38,437,376
Telecommunication	268,729	95,981,937	94,108,896	(1,873,041)	66,564,173
Total of Capital Market Securities-Listed Securities	11,239,989	372,507,910	274,815,160	(97,692,751)	249,563,979

(Net Provision)/Unrealized Gain Taken

			(97,692,751)	(122,943,931)
02.00 Dividend Receivables :				
Bank Asia Ltd.			2,217,000	2,217,000
Dutch-Bangla Bank Ltd.			177,912	177,912
EXIM Bank Limited			2,745,192	2,745,192
GP			4,299,664	-
IBBLPBOND			2,143,092	2,143,092
Linde Bangladesh Limited			404,952	-
PHOENIXFIN			227,977	227,977
The Premier Bank Limited			6,447,350	6,447,350
Union Bank Limited			117,777	-
			18,780,915	13,958,523
03.00 Interest Receivable :				
Interest Receivable from Bank Accounts			290,908	-
			290,908	-
04.00 Advance, Deposit and Prepayments :				
Advance Income Tax			3,168,728	3,164,258
BSEC Annual Fee			255,544	341,661
CDBL Annual Fee			41,211	6,805
Trustee Fee -SENTINEL			103,211	206,422
			3,568,694	3,719,146
05.00 Receivable from Brokerhouse :				
Receivable from sundry securities	05.01		932,035	932,035
			932,035	932,035
05.01 Receivable from sundry securities:				
Multi Securities & Services Ltd.			932,035	932,035
			932,035	932,035
06.00 Cash and Cash Equivalents :				
Operation Accounts :				
Dhaka Bank-2011520000092			545,782	535,926
Padma Bank -0113000359514			2,290,106	2,290,106
One Bank -0183000001569			11,469,076	11,515,076
Sub Total			14,304,963	14,341,107
Dividend Accounts :				
One Bank -0183000001955 (2022-2023)			2,958,398	2,958,398
One Bank -0183000001478 (2021-2022)			7,893,023	7,893,023
Padma Bank -0113000442818 (2020-2021)			26,655	26,655
Sub Total	6.01		10,878,077	10,878,077
Grand Total			25,183,040	25,219,184
06.01 Unclaimed Dividend				
Year 2022-2023			2,958,398	2,958,398
Year 2021-2022			7,893,023	7,893,023
Year 2020-2021			26,655	26,655
			10,878,077	10,878,077



	30-Sep-2024	30-Jun-2024
07.00 Preliminary and issue expenses :		
Opening Balance	3,400,350	4,468,614
Less: Amortization During the Period	268,525	1,068,264
	3,131,824	3,400,350
08.00 Accounts Payable :		
Management Fee	3,997,295	2,652,521
Audit Fee	31,500	31,500
Preliminary Expenses Payable	2,680,100	2,680,100
Printing Publication & IPO Expenses	421,600	325,100
Tax & VAT Payable	1,185,595	853,552
	8,316,090	6,542,773
09.00 Distributable Dividend Capacity		
Retained earning opening	(63,285,572)	3,637,825
Dividend Equalization Reserve	-	4,305,382
Unit Premium Reserve	-	10,848,121
Dividend Paid for 2023-2024	-	(18,791,328)
Profit for the period	28,136,042	(63,285,572)
a. Total Distributable Dividend Capacity	(35,149,530)	(63,285,572)
b. Fund Capital	341,660,510	341,660,510
(a/b) Distributable Dividend Capacity	-10.29%	-18.52%
10.00 Net Asset Value (NAV)		
Total Net Assets Value at Cost	405,201,159	402,316,298
Number of unit	34,166,051	34,166,051
Per Unit NAV at cost	11.86	11.78
a. Total Net Assets Value at Cost	405,201,159	402,316,298
b. (Unrealised loss) or Unrealised Gain	(97,692,751)	(122,943,931)
Total Net Assets Value at Fair Value (a+b)	307,508,409	279,372,367
Number of unit	34,166,051	34,166,051
Per Unit NAV at fair value	9.00	8.18
	30-Sep-2024	30-Sep-2023
11.00 Dividend Income from Investment:		
BERGERPBL	-	8,000
Fractional Dividend	-	64
GP	4,299,664	-
Linde Bangladesh Limited	404,952	-
Union Bank Limited	117,777	-
	4,822,393	8,064
12.00 Interest Income :		
Interest Income from Corporate Bonds	305,809	224,596
Short Notice Demand (SND)	305,809	224,596
13.00 Printing Publication & IPO Expenses		
Publication of Reports & Periodicals Expenses	54,995	18,600
	54,995	18,600
14.00 (Provision)/ write back against erosion of fair value:		
a. Balance Forwarded for provision (Cumulative)	(122,943,931)	(49,642,616)
b. Total Required (Provision)/Excess (Note 1.01+1.02+1.03)	(97,692,751)	(49,542,584)
(b-a)(Provision)/Written Back of provision in Profit or Loss Statement	25,251,180	100,032
Provision for VAT	(224,129)	(267,725)
Total (Provision)/Writeback Charged	25,027,051	(167,693)
15.00 Earnings Per Unit (EPU) after provision		
Net profit after (provision)/writeback of unrealise loss	28,136,042	(2,133,616)
Number of unit	34,166,051	34,166,051
EPU	0.82	(0.06)

Dhaka,
Date: October 31, 2024



RACE Special Opportunities Unit Fund
Quarterly Portfolio Statement as on September 30, 2024

Sector	Stock	Inventory Size	Inventory @Cost	Inventory @Mkt	At Cost Price/Unit	At Mkt Price/Unit
Bank	BANKASIA	1,478,000	30,591,796	28,082,006	20.70	19.00
Bank	DUTCHBANGL	119,455	8,256,407	6,378,897	69.12	53.40
Bank	EXIMBANK	2,745,192	31,509,863	24,157,690	11.48	8.80
Bank	MTB	326,058	5,845,633	3,977,908	17.93	12.20
Bank	PREMIERBAN	5,157,880	74,470,503	51,578,800	14.44	10.00
Bank	UNIONBANK	235,553	2,242,041	1,648,871	9.52	7.00
Corporate Bond	IBBLPBOND	28,805	31,297,497	22,179,850	1,086.53	770.00
Food and Allied	BATBC	3,056	1,574,084	1,204,370	515.08	394.10
Fuel and Power	LINDEBD	718	1,120,913	841,352	1,561.16	1,171.80
Fuel and Power	SUMITPOWER	298,000	13,076,240	5,125,600	43.88	17.20
Miscellaneous	BERGERPBL	504	1,006,312	896,314	1,996.65	1,778.40
NBFI	PHOENIXFIN	425,556	12,277,291	2,851,225	28.85	6.70
Pharma	ACI	17,018	4,748,703	2,460,803	279.04	144.60
Pharma	BXPHARMA	104,500	20,374,365	7,628,500	194.97	73.00
Pharma	RENATA	30,965	38,134,326	21,694,079	1,231.53	700.60
Telecommunication	GP	268,729	95,981,937	94,108,896	357.17	350.20
Total		11,239,989	372,507,910	274,815,160		

