



**RACE SPECIAL OPPORTUNITIES UNIT FUND**  
**Statement of Financial Position (Un-Audited)**  
**As at December 31, 2020**


	Amount in Taka
	31-Dec-20
<b>ASSETS</b>	
Investments at Fair Value	351,230,007
Dividend Receivable	444,150
Interest Receivable	90,274
Advance, Deposit & Prepayments	1,021
Cash & Cash Equivalents	40,383,360
Preliminary & Issue Expenses	7,127,600
<b>Total Assets</b>	<b>399,276,411</b>
<b>LIABILITIES</b>	
Accounts Payable	12,286,705
<b>Net Assets</b>	<b>386,989,706</b>
<b>OWNER'S EQUITY</b>	
Capital Fund	339,005,000
Unrealised Gain	33,115,864
Retained Earnings	14,868,842
	<b>386,989,706</b>
 Net Asset Value (NAV)-At Cost	 353,873,842
No. of Units	33,900,500
	<b>10.44</b>
 Net Asset Value (NAV)-At Fair Value	 386,989,706
No. of Units	33,900,500
	<b>11.42</b>


*On behalf of RACE Special Opportunities Unit Fund:*

  
Chairman, Trustee

SENTINEL Trustee & Custodial Services Limited

  
CEO & Managing Director  
Asset Manager  
Bangladesh RACE Management PCL

  
Member, Trustee  
SENTINEL Trustee & Custodial Services Limited

  
Head of Fund Accounts  
Asset Manager  
Bangladesh RACE Management PCL

Dhaka  
Date: January 28, 2021



  
Chief Compliance Officer  
Asset Manager  
Bangladesh RACE Management PCL



**RACE SPECIAL OPPORTUNITIES UNIT FUND**  
Statement of Profit or Loss & Other Comprehensive Income (Un-Audited)  
For the period from 09 September 2020 to 31 December 2020

	Amount in Taka			
	09 Sep 2020 to 31 Dec 2020	01 July 2019 to 31 Dec 2019	01 Oct 2020 to 31 Dec 2020	01 Oct 2019 to 31 Dec 2019
<b>INCOME</b>				
Interest Income	12,282,143	-	4,134,611	-
Profit on Sale of Securities	4,467,756	-	2,576,057	-
Income from Dividend	1,553,040	-	1,553,040	-
	<b>18,302,939</b>	<b>-</b>	<b>8,263,708</b>	<b>-</b>
<b>EXPENSES</b>				
Management Fee	2,710,333	-	2,207,597	-
Amortization of Preliminary Expenses	332,738	-	291,594	-
Trustee Fee	169,334	-	136,547	-
Printing Publication & IPO Expenses	181,000	-	6,000	-
Bank Charges	40,693	-	40,693	-
	<b>3,434,097</b>	<b>-</b>	<b>2,682,430</b>	<b>-</b>
Net Profit before Provision (Provision)/Write Back against	<b>14,868,842</b>	<b>-</b>	<b>5,581,278</b>	<b>-</b>
Investment	-	-	-	-
Net Profit after Provision	<b>14,868,842</b>	<b>-</b>	<b>5,581,278</b>	<b>-</b>
Earnings Per Unit (EPU)	<b>0.44</b>	<b>-</b>	<b>0.16</b>	<b>-</b>

*On behalf of RACE Special Opportunities Unit Fund:*




Chairman, Trustee  
SENTINEL Trustee & Custodial Services Limited




Member, Trustee  
SENTINEL Trustee & Custodial Services Limited



CEO & Managing Director  
Asset Manager  
Bangladesh RACE Management PCL



Head of Fund Accounts  
Asset Manager  
Bangladesh RACE Management PCL



Chief Compliance Officer  
Asset Manager  
Bangladesh RACE Management PCL

Dhaka  
Date: January 28, 2021





RACE SPECIAL OPPORTUNITIES UNIT FUND  
Statement of Changes in Equity (Un-Audited)  
For the Period ended December 31, 2020

Particulars	Amount in Taka				
	Capital Fund	Unit Premium & TRR Reserve	Unrealised Gain	Retained Earnings	Total Equity
Opening Balance	-	-	-	-	-
Fund Capital	339,005,000	-	-	-	339,005,000
Unrealised Gain	-	-	33,115,864	-	33,115,864
Net Profit for the Period	-	-	-	14,868,842	14,868,842
Balance at December 31, 2020	339,005,000	-	33,115,864	14,868,842	386,989,706




Chairman, Trustee  
SENTINEL Trustee & Custodial Services Limited




Member, Trustee  
SENTINEL Trustee & Custodial Services Limited

Dhaka  
Date: January 28, 2021

On behalf of RACE Special Opportunities Unit Fund:



CEO & Managing Director  
Asset Manager  
Bangladesh RACE Management PCL



Head of Fund Accounts  
Asset Manager  
Bangladesh RACE Management PCL



Chief Compliance Officer  
Asset Manager  
Bangladesh RACE Management PCL





**RACE SPECIAL OPPORTUNITIES UNIT FUND**

**Statement of Cash Flows (Un-Audited)**

**For the Period Ended 31 December 2020**


	Amount in Taka	
	31-Dec-2020	31-Dec-2019
<b>A. Cash Flows from Operating Activities:</b>		
Interest Income	15,379,394	-
Dividend Income	1,108,890	-
Profit on Sale of Securities	4,467,756	-
Operating Expenses	(72,714)	-
<b>Net Cash Flow from Operating Activities (A)</b>	<b>20,883,326</b>	<b>-</b>
<b>B. Cash flows from Investing Activities:</b>		
Net Investment in Securities	(318,114,143)	-
Preliminary & Issue Expenses	(1,390,823)	-
<b>Net Cash Used in Investing Activities (B)</b>	<b>(319,504,966)</b>	<b>-</b>
<b>C. Cash Flows from Financing Activities:</b>		
Fund Capital	339,005,000	-
<b>Net Cash from Financing Activities (C)</b>	<b>339,005,000</b>	<b>-</b>
<b>D. Net Increase/(Decrease) (D = A+B+C)</b>	<b>40,383,360</b>	<b>-</b>
<b>E. Opening Cash &amp; Cash Equivalents (E)</b>	<b>-</b>	<b>-</b>
<b>F. Closing Cash &amp; Cash Equivalents (F = D+E)</b>	<b>40,383,360</b>	<b>-</b>
<b>Net Operating Cash Flow Per Unit (NOCFPU)</b>	<b>0.62</b>	<b>-</b>

*On behalf of RACE Special Opportunities Unit Fund:*



Chairman, Trustee

SENTINEL Trustee & Custodial Services Limited



CEO & Managing Director

Asset Manager

Bangladesh RACE Management PCL



Member, Trustee

SENTINEL Trustee & Custodial Services Limited



Head of Fund Accounts

Asset Manager

Bangladesh RACE Management PCL



Chief Compliance Officer

Asset Manager

Bangladesh RACE Management PCL

Dhaka

Date: January 28, 2021





**RACE SPECIAL OPPORTUNITIES UNIT FUND**  
**As at December 31, 2020**

Amount in Taka  
31-Dec-2020

3.00	Investments at Fair Value : Tk. 351,230,007		
	Investment in Listed Securities	(Note- 3.01)	269,109,859
	Investment in Non-Listed Securities	(Note- 3.02)	82,120,148
			<u>351,230,007</u>

3.01 Investment in Listed Securities : Tk. 269,109,859

Sector/Category		Cost Value	Fair Value	Unrealized Gain/(Loss)
Bank	3,254,456	63,074,138	64,204,586	1,130,448
Corporate Bond	22,395	22,203,523	22,618,950	415,427
Food and Allied	33,055	40,800,446	45,694,757	4,894,310
Insurance	19,277	192,770	759,514	566,744
Miscellaneous	448,006	14,618,436	25,536,342	10,917,906
NBFI	1,778,363	27,884,732	32,721,879	4,837,147
Pharma	97,437	69,340,098	77,573,831	8,233,733
Total		238,114,143	269,109,859	30,995,716

3.02 Investment in Non-Listed Securities : Tk. 82,120,148

Particulars	Cost Value	Fair Value	Unrealized Gain/(Loss)
The Premier Bank Ltd. Subordinated Bond -2016	80,000,000	82,120,148	2,120,148
Total	80,000,000	82,120,148	2,120,148

Total Unrealized Gain/ (Loss) : Note (3.01+3.02)	33,115,864
--	------------

4.00	Dividend Receivable : Tk. 444,150		
	Dividend Receivable		444,150
			<u>444,150</u>
5.00	Interest Receivables : Tk. 90,274		
	Interest Receivable from Bank Interest		90,274
	Interest Receivable from Bond		90,274
			<u>90,274</u>
6.00	Advance, Deposit & Prepayments : Tk. 1,021		
	AIT From Bank Interest		1,021
			<u>1,021</u>
7.00	Other Current Assets : Tk. 0		
	Receivable from Securities House		
			<u>-</u>
8.00	Cash & Cash Equivalents : Tk. 40,383,360		
	Bank balance with Operational Account:		40,383,360
	Cash at bank (STD)-Padma Bank-0113000359514		40,383,360
			<u>40,383,360</u>





9.00 Preliminary & Issue Expenses : Tk. 7,127,600	
Issue & Preliminary Expenses (Listing)-SEC	7,460,338
Less: Amortization of Preliminary Expenses	(332,738)
	<u>7,127,600</u>
10.00 Current Liabilities & Provisions : Tk. 12,286,705	
Management Fee	4,922,898
Trustee Fee	169,334
Printing Publication Expenses	250,000
Formation Fee Payable	3,390,050
Preliminary Expenses payable	2,580,100
Payable for Tax & VAT	974,323
	<u>12,286,705</u>
11.00 Fund Capital : Tk. 339,005,000	
Fund Capital	339,005,000
33,900,500 Units @ Tk 10 Each.	<u>339,005,000</u>
12.00 Net Asset Value Per Unit at Cost : 10.44	
Net Asset Value	353,873,842
Number of Units	33,900,500
NAV Per Unit at Cost	<u>10.44</u>
13.00 Net Asset Value Per Unit at Fair Value : 11.42	
Net Asset Value	386,989,706
Number of Units	33,900,500
NAV Per Unit at Fair Value	<u>11.42</u>
14.00 Interest Income : Tk. 12,282,143	
Interest Income from Operational Accounts	10,368,351
Interest Income from Corporate Bonds	1,913,792
	<u>12,282,143</u>
15.00 Earnings Per Unit (EPU) : 0.44	
Profit for the Period	14,868,842
Number of Units	33,900,500
Earnings Per Unit (EPU)	<u>0.44</u>

